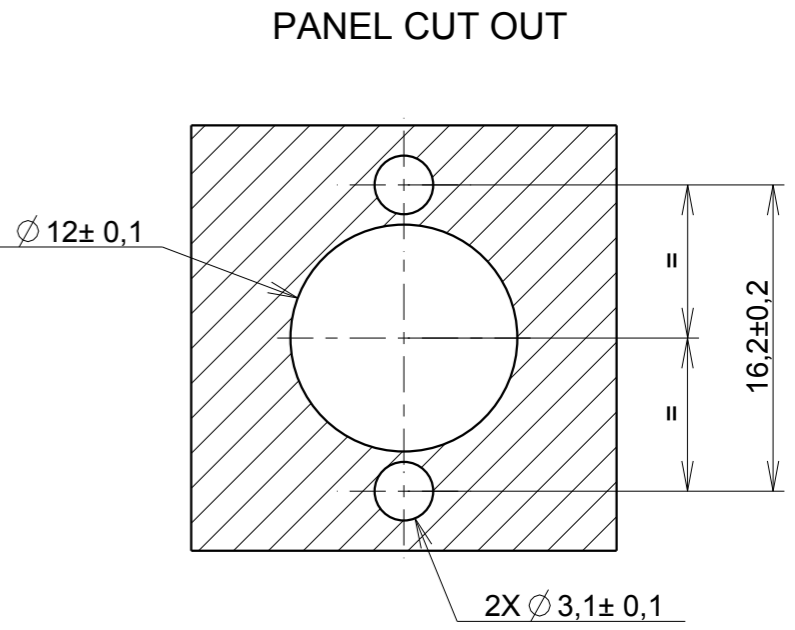
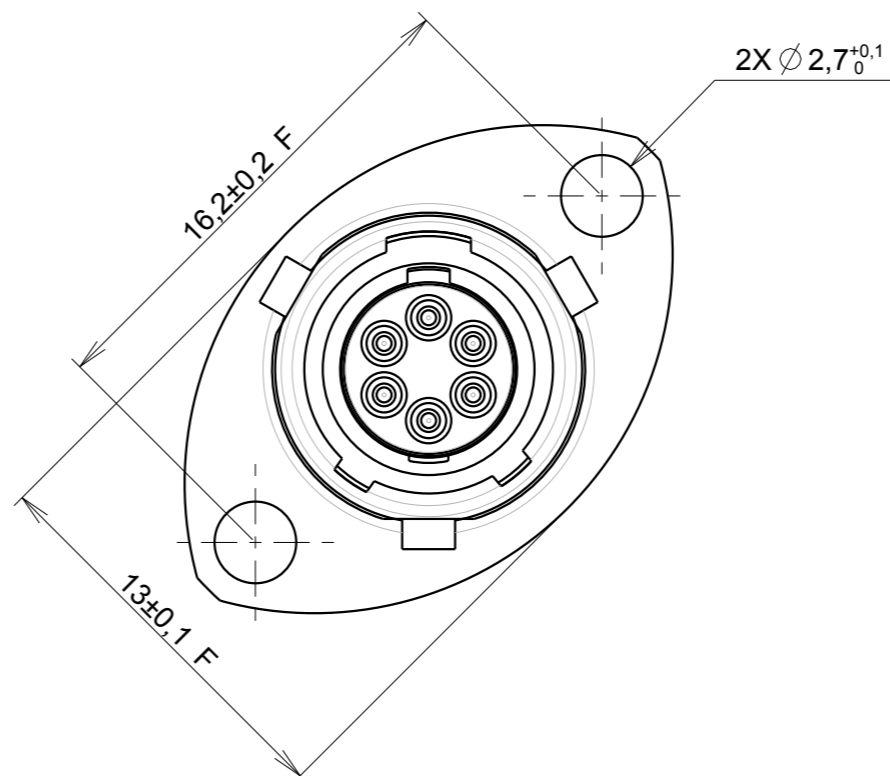
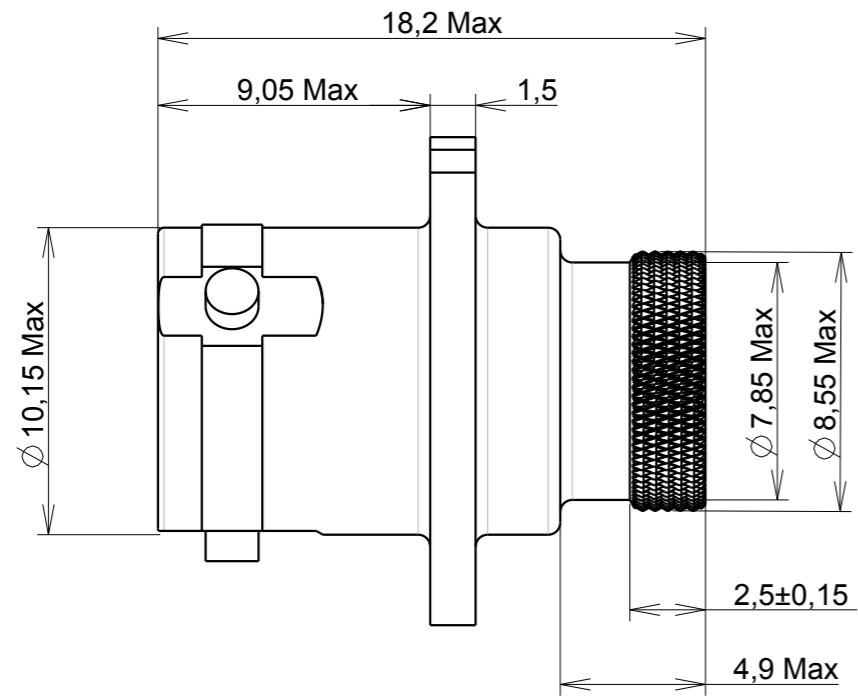
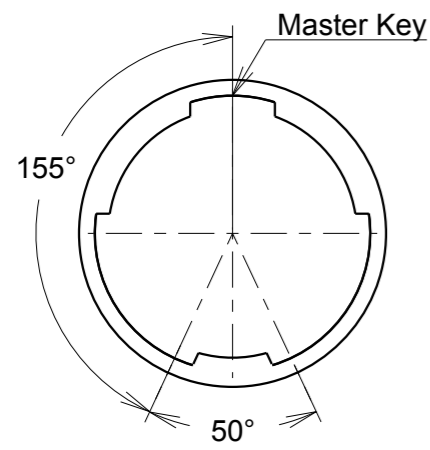


H G F E D C B A

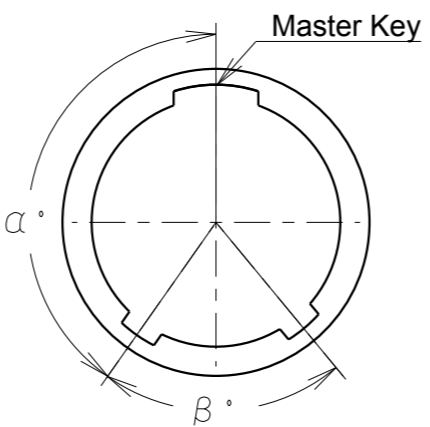
d; 0; RL



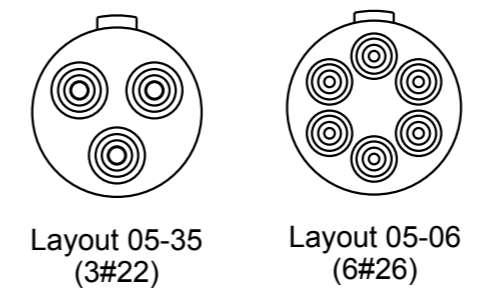
Position Universal



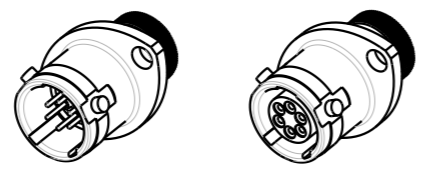
Position	α°	β°
N	145°	75°
A	130°	120°
B	110°	120°
C	155°	115°
D	90°	115°
E	90°	180°



AVAILABLE LAYOUTS



P/N : SEE TABLE



PART NUMBER : 8LTA2-05F06SN

- Oval flange receptacle
- Connector with crimp contacts
- Shell size: 05

Orientation :
N-A-B-C-D-E-U

Contact type :
-P : Pin
-S : Socket

Contact layout :
05-06 (6 #26)
05-35 (3 #22)

Plating :
Z : Aluminium with Black Zinc Nickel
F : Aluminium with Nickel
W : Aluminium with Olive Green Cadmium
K : Passivated Stainless Steel

d	12/09/2011	Diffusion pour dossier 8LTA INOX		21247 M
ISS	DATE	Latest modification - by:	PRIOUL. C	MOD N°
Designed by:		MILLE. C	Date: 26/06/10	CUSTOMER DRAWING
TITLE		OVAL FLANGE RECEPTACLE 8LTA SERIE TYPE 2 - BOITIER 05		
Scale	3/1		NPRDS / PROJECT 8LTA	
		WWW.SOURIAU.COM		This document is the property of SOURIAU It must not be reproduced or communicated without permission
FORMAT	A3	SOURIAU DRG N° C008-8LTA-A		SHEET 1/1

NOT EXPORT CONTROLLED

H G F E D C B A